

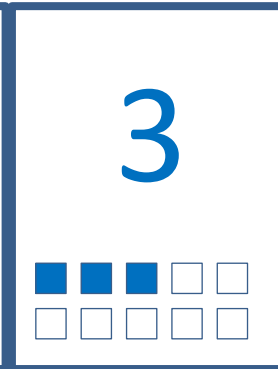
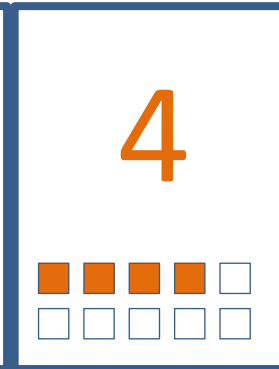
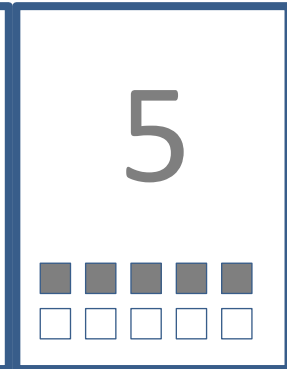
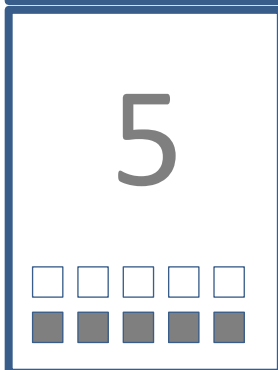
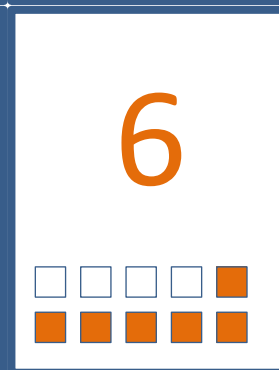
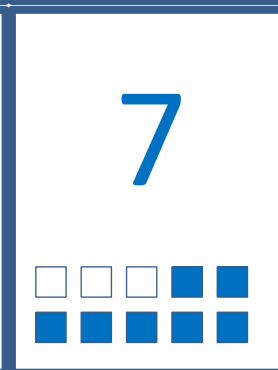
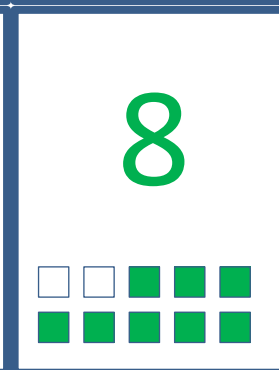
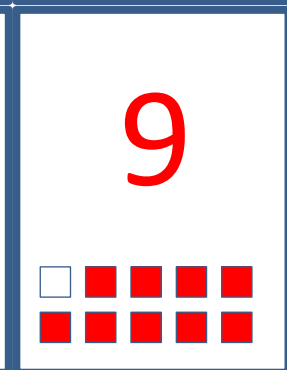


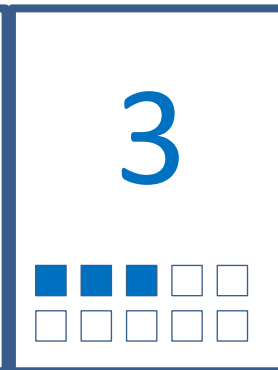
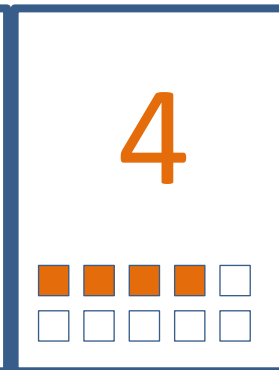
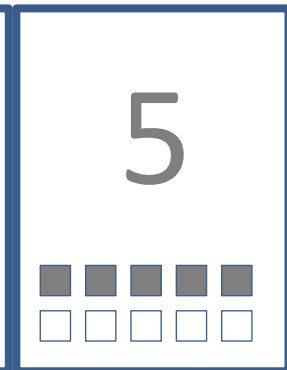
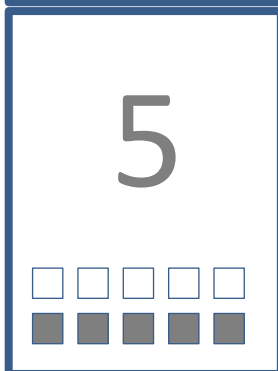
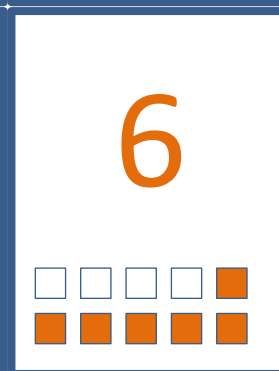
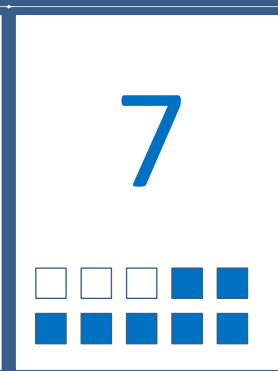
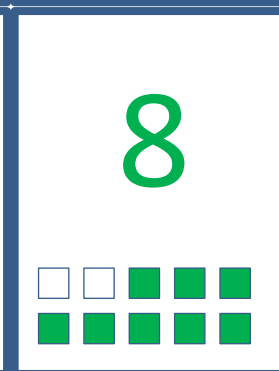
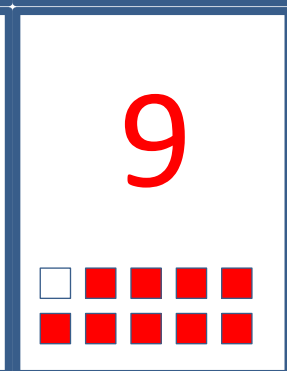


**Gli amici del 10: 1° Livello – Numeri, colori e quantità**

Istruzioni: stampa due di questi fogli e ritaglia le carte. Ognuno a turno pescherà una carta. Nel momento in cui avrà due o più numeri che sommati danno 10, potrà lanciaarli a terra guadagnando un punto. Vince chi, alla fine del mazzo, avrà totalizzato più punti.

<p style="text-align: center; font-size: 2em; color: red;">1</p> 	<p style="text-align: center; font-size: 2em; color: green;">2</p> 	<p style="text-align: center; font-size: 2em; color: blue;">3</p> 	<p style="text-align: center; font-size: 2em; color: orange;">4</p> 	<p style="text-align: center; font-size: 2em; color: gray;">5</p> 
<p style="text-align: center; font-size: 2em; color: gray;">5</p> 	<p style="text-align: center; font-size: 2em; color: orange;">6</p> 	<p style="text-align: center; font-size: 2em; color: blue;">7</p> 	<p style="text-align: center; font-size: 2em; color: green;">8</p> 	<p style="text-align: center; font-size: 2em; color: red;">9</p> 
<p style="text-align: center; font-size: 2em; color: red;">1</p> 	<p style="text-align: center; font-size: 2em; color: green;">2</p> 	<p style="text-align: center; font-size: 2em; color: blue;">3</p> 	<p style="text-align: center; font-size: 2em; color: orange;">4</p> 	<p style="text-align: center; font-size: 2em; color: gray;">5</p> 
<p style="text-align: center; font-size: 2em; color: gray;">5</p> 	<p style="text-align: center; font-size: 2em; color: orange;">6</p> 	<p style="text-align: center; font-size: 2em; color: blue;">7</p> 	<p style="text-align: center; font-size: 2em; color: green;">8</p> 	<p style="text-align: center; font-size: 2em; color: red;">9</p> 

**Gli amici del 10: 2° Livello – Numeri e quantità**

Istruzioni: stampa due di questi fogli e ritaglia le carte. Ognuno a turno pescherà una carta. Nel momento in cui avrà due o più numeri che sommati danno 10, potrà lanciali a terra guadagnando un punto. Vince chi, alla fine del mazzo, avrà totalizzato più punti.

<p>1</p> <p>■ □ □ □ □</p> <p>□ □ □ □ □</p>	<p>2</p> <p>■ ■ □ □ □</p> <p>□ □ □ □ □</p>	<p>3</p> <p>■ ■ ■ □ □</p> <p>□ □ □ □ □</p>	<p>4</p> <p>■ ■ ■ ■ □</p> <p>□ □ □ □ □</p>	<p>5</p> <p>■ ■ ■ ■ ■</p> <p>□ □ □ □ □</p>
<p>5</p> <p>■ ■ ■ ■ ■</p> <p>□ □ □ □ □</p>	<p>6</p> <p>■ ■ ■ ■ ■</p> <p>■ □ □ □ □</p>	<p>7</p> <p>■ ■ ■ ■ ■</p> <p>■ ■ □ □ □</p>	<p>8</p> <p>■ ■ ■ ■ ■</p> <p>■ ■ ■ □ □</p>	<p>9</p> <p>■ ■ ■ ■ ■</p> <p>■ ■ ■ ■ □</p>
<p>1</p> <p>■ □ □ □ □</p> <p>□ □ □ □ □</p>	<p>2</p> <p>■ ■ □ □ □</p> <p>□ □ □ □ □</p>	<p>3</p> <p>■ ■ ■ □ □</p> <p>□ □ □ □ □</p>	<p>4</p> <p>■ ■ ■ ■ □</p> <p>□ □ □ □ □</p>	<p>5</p> <p>■ ■ ■ ■ ■</p> <p>□ □ □ □ □</p>
<p>5</p> <p>■ ■ ■ ■ ■</p> <p>□ □ □ □ □</p>	<p>6</p> <p>■ ■ ■ ■ ■</p> <p>■ □ □ □ □</p>	<p>7</p> <p>■ ■ ■ ■ ■</p> <p>■ ■ □ □ □</p>	<p>8</p> <p>■ ■ ■ ■ ■</p> <p>■ ■ ■ □ □</p>	<p>9</p> <p>■ ■ ■ ■ ■</p> <p>■ ■ ■ ■ □</p>

**Gli amici del 10: 3° Livello**

Istruzioni: stampa due di questi fogli e ritaglia le carte. Ognuno a turno pescherà una carta. Nel momento in cui avrà due o più numeri che sommati danno 10, potrà lanciali a terra guadagnando un punto. Vince chi, alla fine del mazzo, avrà totalizzato più punti.

1

2

3

4

5

5

6

7

8

9

1

2

3

4

5

5

6

7

8

9